

## Mount Adapter - INSX100

**Material:** Aluminum

**Dimensions:** 150.8mm x 37mm

**Color:** White

**Type of Installation:** Suspended

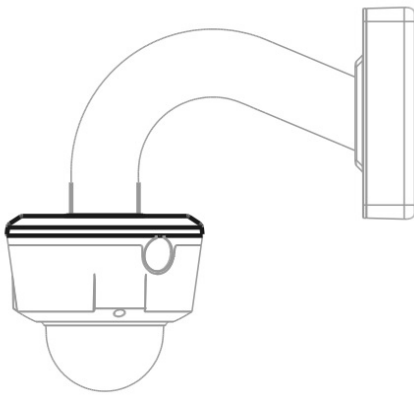
**Net Weight:** 0.2kg

**Load Bearing Capacity:** 3kg

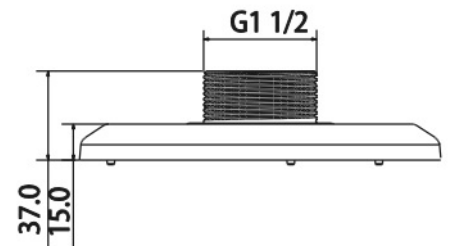
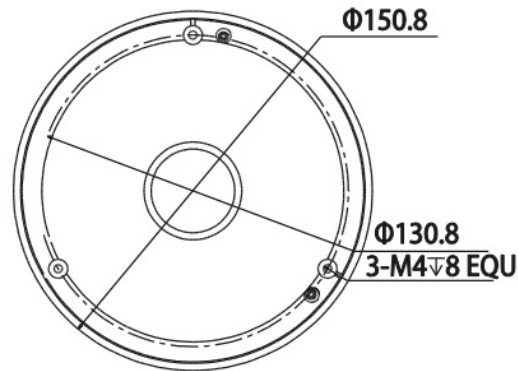
**Compatible with :** INSX300S or INSX120 or INSX152



### Applications



### Dimensions (mm)



### Works with



INSX300S



INSX120



INSX152